

# Code Changes in NFIQ 2.1

*...and Beyond*

Greg Fiumara

greg@nist.gov | nfiq2@nist.gov

15 June 2021

EAB Workshop on Fingerprint Image Quality

# Code Changes in NFIQ 2.1

## *...and Beyond*


Greg Fiumara, **Ralph Lessmann (HID Global), Andrew Figlarz (UMD), ...**

greg@nist.gov | nfiq2@nist.gov

15 June 2021


EAB Workshop on Fingerprint Image Quality

**A lot.**



## **Users**

- Command-line interface
- Cross platform support
- Error messages/handling
- Multithreading



## **Developers**

- Cross platform support
- Simplified, consistent API
- Build system
- Compliance test

# Command-line Interface

```
Terminal
$ nfiq2

                Welcome to NFIQ2

Please provide individual files or directories to the command line.
If you would like to use one of the flags listed below,
please include them before any standard arguments.

Currently implemented flags and their functions:
-i [file/directory path]: Processing provided Images and Directories
-f [batch file path]: Processing provided batch files
-o [file path]: Saving all output to a specified file
-j [# of threads]: Enables Multi-Threading for Batch and RecordStore processes
-m [model info file]: Path to alternate model info file
-a: Displays actionable quality scores about each processed image
-v: Displays individual quality score information about each processed image
-q: Displays individual quality speed timings about each processed image
-d: Displays additional debug information as each score gets computed
-F: Forces computation to occur. Tool does not prompt user with yes/no options
-r: Recursive file scanning if a directory is provided

Version Info
-----
Biometric Evaluation: 10.0
FingerJet: 5.2.1
OpenCV: 4.5.2
NFIQ 2: 2.1.0-pre.1 (Date: 202105211557, Commit: 7f1efad)
$ nfiq2 ~/Pictures/finger.wsq
52
$
```

```
Terminal
NFIQ2(1)      National Institute of Standards and Technology      NFIQ2(1)

NAME
    nfiq2 -- Compute quality of fingerprint images

SYNOPSIS
    nfiq2 OPTIONS file/dir/rs [...]

    nfiq2 -f batch [-f ...] OPTIONS [file/dir/rs ...]

DESCRIPTION
    nfiq2 is a tool for computing the NIST Fingerprint Image Quality (NFIQ)
    2 of fingerprint images. It is used to produce quality scores for fin-
    gerprint images encoded in formats supported by Biometric Evaluation
    framework (BMP, JPEG, JPEGL, JPEG-2000, PBM, PNG, TIFF, and WSQ). Im-
    ages can be encoded stand alone, within an ANSI/NIST ITL Type 14
    record, or any combination of the two within a Biometric Evaluation
    Record Store. nfiq2 serves as a reference implementation of ISO/IEC
    29794-4:2017.

    nfiq2 Prints scores in a Comma Separated Value (CSV) format. The de-
    fault output includes information about the image including: the im-
    age's name, finger position (if applicable), quality score, error mes-
    :
```

2.0

NFIQ2 SINGLE finger.wsq WSQ false false

```
Terminal
$ nfiq2
Welcome to nfiq2
Please provide individual files or directories to the command line.
If you would like to use one of the flags listed below,
please include them before any standard arguments.
Currently implemented flags and their functions:
-i [file/directory path]: Processing provided images and directories
-f [batch file path]: Processing provided batch files
-o [file path]: Saving all output to a specified file
-j [# of threads]: Enables Multi-Threading for Batch and RecordStore processes
-m [model info file]: Path to alternate model info file
-a: Displays actionable quality scores about each processed image
-v: Displays individual quality score information about each processed image
-q: Displays individual quality speed timings about each processed image
-d: Displays additional debug information as each score gets computed
-F: Forces computation to occur. Tool does not prompt user with yes/no options
-r: Recursive file scanning if a directory is provided
Version Info
-----
Biometric Evaluation: 10.0
FingerJet: 5.2.1
OpenCV: 4.5.2
NFIQ 2: 2.1.0-pre.1 (Date: 202105211557, Commit: 7f1efad)
$ nfiq2 ~/Pictures/finger.wsq
52
$
```

```
Terminal
$ nfiq2
Welcome to nfiq2
Please provide individual files or directories to the command line.
If you would like to use one of the flags listed below,
please include them before any standard arguments.
Currently implemented flags and their functions:
-i [file/directory path]: Processing provided images and directories
-f [batch file path]: Processing provided batch files
-o [file path]: Saving all output to a specified file
-j [# of threads]: Enables Multi-Threading for Batch and RecordStore processes
-m [model info file]: Path to alternate model info file
-a: Displays actionable quality scores about each processed image
-v: Displays individual quality score information about each processed image
-q: Displays individual quality speed/timings about each processed image
-d: Displays additional debug information as each score gets computed
-F: Forces computation to occur. Tool does not prompt user with yes/no options
-r: Recursive file scanning if a directory is provided
Version Info
-----
Biometric Evaluation: 10.0
FingerJet: 5.2.1
OpenCV: 4.5.2
NFIQ 2: 2.1.0-pre.1 (Date: 202105211557, Commit: 7f1efad)
$ nfiq2 ~/Pictures/finger.wsq
52
$
```

2.0

2.1

NFIQ2 SINGLE finger.wsq WSQ false false

nfiq2 finger.wsq

- Codecs **decoupled** from library
  - Developer note: library *only* supports raw pixels
- BMP, JPEG, JPEG 2000, PBM, PNG, TIFF, WSQ
- ISO/IEC 19794-4
- Binary EBTS and ANSI/NIST-ITL: Type 14
  
- Directories, batch files
  
- Uses Biometric Evaluation Framework\*
  - \*Caveat on lossy image compression




## 500 PPI only, and *enforced*

- “*What about 1000 PPI?*”
  - Integration with NIST Fingerprint Image Resampler (NFIR), but caveat emptor.
- “*DEVICE doesn’t encode resolution in its images!*”
  - “*No resolution*” images detected
  - -F flag to force 500 PPI






- Imposed by FingerJet FX OSE
  - $196 < \text{width} < 800$
  - $196 < \text{height} < 1000$
- Zero minutia **bug** in 2.0 **corrected**
- Dimensions **after** whitespace crop
  - *“The first step in the segmentation is to remove areas of the input image which are near constant.”*




- Single image → single number
- CSV Output
  - `-v`: Show quality feature values
  - `-q`: Show quality module speed
  - `-a`: Show “actionable feedback”
    - Remains undocumented and experimental
- Error messages, NA



## Pre-compiled:

- Command-line interface application
- Development library/headers
- Platforms
  - CentOS 7, 8 (.rpm)
  - macOS 10.15 (.pkg)
  - macOS 11 (.pkg)
    - Intel, M1
  - Windows 10 (.msi)
    - 32-bit, 64-bit
  - Ubuntu 20.04 LTS (.deb)




<https://github.com/usnistgov/NFIQ2/releases>

# Naming and Versioning

<b>NFIQ 2</b>	Quality scoring algorithms from ISO/IEC 29794-4:2017
<b>NFIQ 2.0</b>	NIST software (CLI + lib) version, 2016
<b>NFIQ 2.1-pre</b>	NIST pre-release software (CLI + lib) version, Jan 2021
<b>NFIQ 2.1-pre.1</b>	NIST pre-release software (CLI + lib) version, May 2021
<b>NFIQ 2.1</b>	NIST software (CLI + lib) version, June 2021

- Bug fixes and performance improvements: *patch*
  - NFIQ 2.1.1, 2.1.2, 2.1.#
- Scoring changes<sup>†</sup>, library API: *minor*
  - NFIQ 2.2, 2.3, 2.#
- Developers: constants in `NFIQ2::Version` namespace



**For simplicity, CLI and library will maintain identical versions.**

<sup>†</sup>Hopefully never again!

# Changes for Developers

Warning: code samples ahead!

- Standardized on Latest OpenCV (4.5.x)
- Disabled OpenCV Features + Optimizations
  - Start with blank slate
    - No Intel TBB
    - No Intel IPP
    - No Graph API
    - No OpenMP
    - **No OpenCL**

GitHub Issue #265:

*Can we enable some or all of these for better performance?*

# Score Stability 2

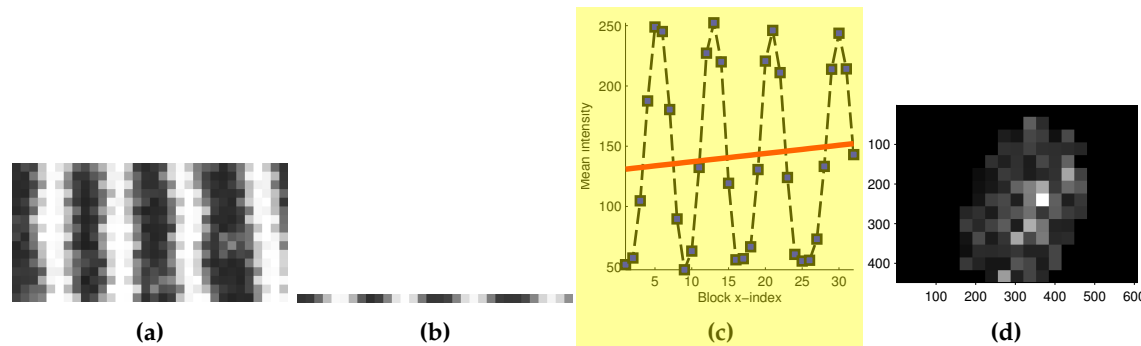
## Algorithm 7: rvu algorithm

**Input:** Fingerprint image  $I$   
**Output:** rvu quality score  $Q_{RVU}$

- 1 **for** each block  $V$  in  $I$  **do**
- 2     Determine dominant ridgeflow orientation  $\theta(V)$
- 3     Rotate  $V$  such that  $\theta(V)$  is perpendicular to x-axis
- 4     crop  $V$  such that no invalid regions are included
- 5     with  $V$  obtain the ridge-valley signature  $T$  (eq. (11))
- 6     Determine  $DT$  using linear regression on  $T$
- 7     For each  $T(x)$  compute threshold  $P(x) = xDT(1) * DT(0)$  Binarize  $T$  using  $P$
- 8     Classify ridge and valley in  $T$  as  $S(x) = \begin{cases} 1, & \text{if } T(x) < P(x) \\ 0, & \text{otherwise} \end{cases}$
- 9     Compute ridge-valley transition vector as  $C(x) = \begin{cases} 1, & \text{if } S(x-1) \neq S(x) \\ 0, & \text{otherwise} \end{cases}$
- 10     Drop first and last transition from  $T$  using  $C$  to remove incomplete ridges or valleys and obtain  $T'$
- 11     Compute  $Q_{RVU}^{local}$  as the ratio between widths of ridge and valleys in  $T'$
- 12 **end**

`cv::solve( ..., T, DT, ... );`

6.126157964974621864831796187463473478...



Digits inconsistent across architecture + OS.  
Truncate.

6.1261579649

## 2.0: What is the NFIQ 2 score for this image?

```
std::list<NFIQ::ActionableQualityFeedback> actionableQuality{};
std::list<NFIQ::QualityFeatureData> features{};
std::list<NFIQ::QualityFeatureSpeed> speeds{};

FingerprintImageData image{ /* ... */ };

NFIQ::NFIQ2Algorithm algorithm{};
const unsigned int qualityScore = algorithm.computeQualityScore(image,
    false, actionableQuality,
    false, features,
    false, speeds);
```



## 2.0: What is the NFIQ 2 score for this image?

Declared but unused

Why list?

```
std::list<NFIQ::ActionableQualityFeedback> actionableQuality{};
std::list<NFIQ::QualityFeatureData> features{};
std::list<NFIQ::QualityFeatureSpeed> speeds{};
```

Global namespace

RF parameters embedded

NFIQ 1 or NFIQ 2?

```
FingerprintImageData image{ /* ... */ };
```

Member method

Copied + not const

```
NFIQ::NFIQ2Algorithm algorithm{};
const unsigned int qualityScore = algorithm.computeQualityScore(image,
```

Not const

Duplicative naming

C-style optional out parameters

```
false, actionableQuality,
false, features,
false, speeds);
```

## 2.1: What is the NFIQ 2 score for this image?

```
const NFIQ2::FingerprintImageData image{ /* ... */ };  
const NFIQ2::Algorithm algorithm{ /* ... */ };  
const unsigned int qualityScore = algorithm.computeQualityScore(image);
```

Still a member method.  
More on this later.

OpenCV installation is not required.

## 2.1: Feature Vectors

```
const NFIQ2::FingerprintImageData image{ /* ... */ };  
const auto features =  
    NFIQ2::QualityFeatures::computeQualityFeatures(image);
```

## 2.1: Feature Vectors

```
const NFIQ2::FingerprintImageData image{ /* ... */ };  
const auto features =  
    NFIQ2::QualityFeatures::computeQualityFeatures(image);  
  
const NFIQ2::Algorithm algorithm{ /* ... */ };  
const unsigned int qualityScore =  
    algorithm.computeQualityScore(features);
```

## 2.1: Obtain a Specific Feature

```
const NFIQ2::FingerprintImageData image{ /* ... */ };  
const auto features =  
    NFIQ2::QualityFeatures::computeQualityFeatures(image);  
  
std::cout << "Number of minutiae: " <<  
    features[NFIQ2::Identifiers::QualityFeatures::Minutiae::Count] << '\n';
```


## 2.1: Obtain a Specific Feature

```
std::unordered_map<
std::string, double>
const NFIQ2::FingerprintImageData image{ /* ... */ };
const auto features =
    NFIQ2::QualityFeatures::computeQualityFeatures(image);

std::cout << "Number of minutiae: " <<
    features[NFIQ2::Identifiers::QualityFeatures::Minutiae::Count] << '\n';
```

Constants for modules,  
features, ...

```
/* No model (or embedded model, compilation dependent) */  
NFIQ2::Algorithm algorithm{};  
  
/* Instantiate from ModelInfo */  
algorithm = NFIQ2::Algorithm{NFIQ2::ModelInfo{  
    "/usr/local/nfiq2/share/nist_plain_tir-ink.txt"}}};
```



See presentation  
*From Excitement  
to Practice* by  
Ralph Lessmann

```
std::optional<unsigned int> qualityScore{};
try {
    qualityScore = algorithm.computeQualityScore(image);
} catch (const NFIQ2::Exception &e) {
    std::cout << "[ERROR]: " << e.what() << '\n';
}
```



No more:


- NBIS
- BiomDI

Build-only dependencies:

- FingerJet FX OSE
- OpenCV

**We distribute a regression-tested development package.**

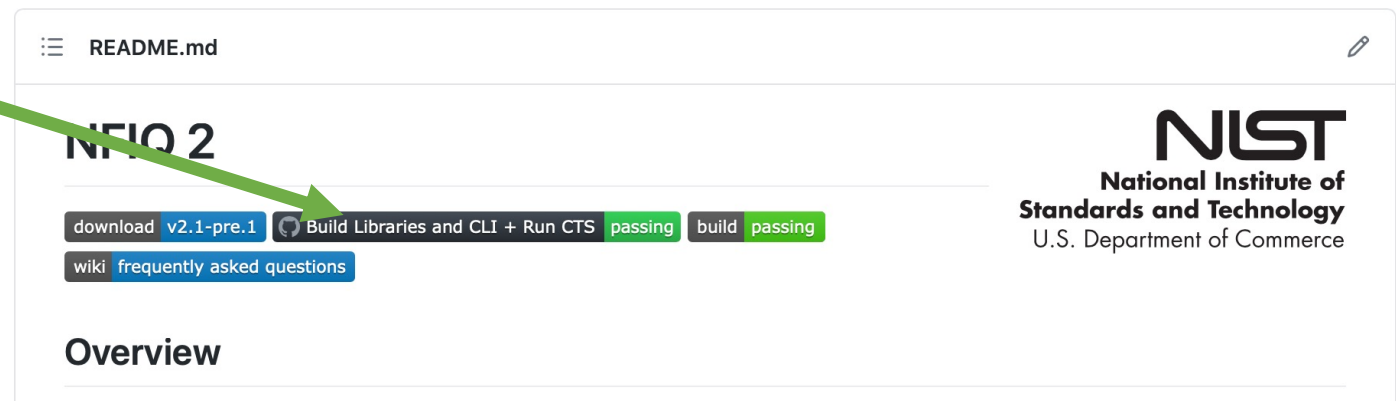
***Please use it!***



Public API fully documented  
and browsable.

[https://pages.nist.gov/  
NFIQ2/docs](https://pages.nist.gov/NFIQ2/docs)

- **New** compliance test
  - 200+ images sampled from NIST Special Databases 300 and 302
  - Exact values **required** for all operating systems
  - Quality scores 0-97 + errors represented
    - Optical TIR and ink scan for each value, where possible
  - Download: [https://nigos.nist.gov/datasets/nfiq2\\_compliance](https://nigos.nist.gov/datasets/nfiq2_compliance)
- GitHub releases run compliance test *and*  $\cong$  2m sequestered regression test
- GitHub commits **run compliance**
  - Ubuntu 18, 20
  - Windows 2019 (32/64-bit)
  - macOS 10.15 (Intel)



- C API
  - Facilitating easier Python, C#, Java, ... integration
- $\geq$ C++17?
- CLI: Native image codecs
  - Beware of lossy compression
- Continued API and build system improvements
  - No guarantees about breaking code
- CLI: Check for updates
- Officially support Android, iOS, MinGW, ...
- CMake `find_package` support
- Shared object build
- Code optimization
- Package manager support
- Code signing

Want to help? <https://github.com/usnistgov/NFIQ2/issues> and email [nfiq2@nist.gov](mailto:nfiq2@nist.gov)